

# Hendricks County Community Needs Reveal

December 17, 2019



## GIFT VII Community Leadership

---

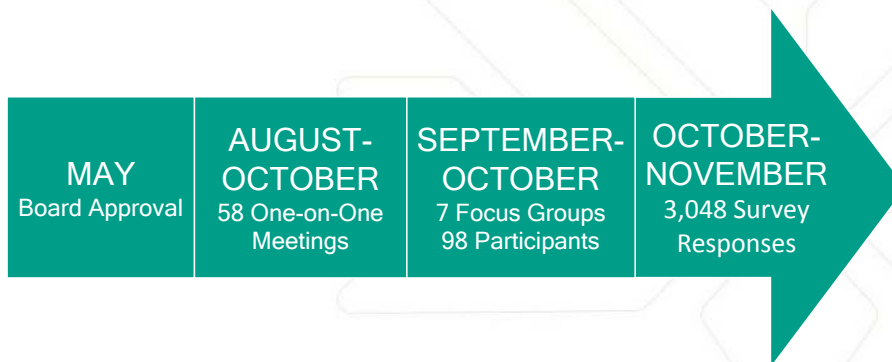
“...to evaluate the local landscapes and identify and prioritize community needs and assets, develop a deeper understanding of what [a community foundation’s] roles should be within the community, strengthen relationships with local stakeholders and potential collaborators, build internal capacities to act as an effective leader, and prioritize and develop strategies to address high priority challenges and opportunities with implementation grant funding.”

- Lilly Endowment Inc. Community Leadership Grant RFP



## Assessment Timeline

---



Where Local Good Grows  
  
 Hendricks County  
 Community Foundation

## Definition of Community Leadership

---

“Hendricks County Community Foundation is a community partner that creates a better future for all by pursuing the community’s greatest opportunities and addressing the most critical challenges, inclusively uniting people, institutions and resources from throughout the community, and producing significant, widely shared and lasting results.”

- CF Leads (adapted)

Where Local Good Grows  
  
 Hendricks County  
 Community Foundation

## Assessment Timeline

---



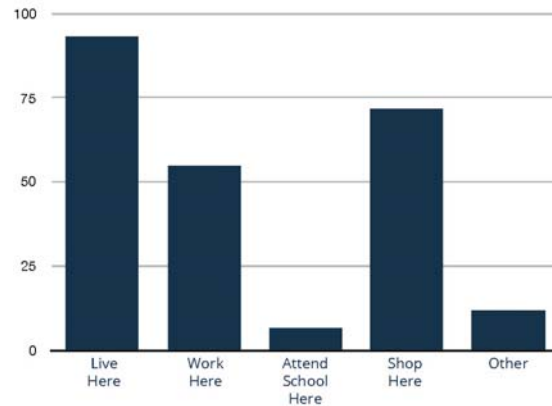
## Survey

---

- Demographics - Who Responded?
- Assets - What Do Respondents Value?
- Issues - What are the Needs?



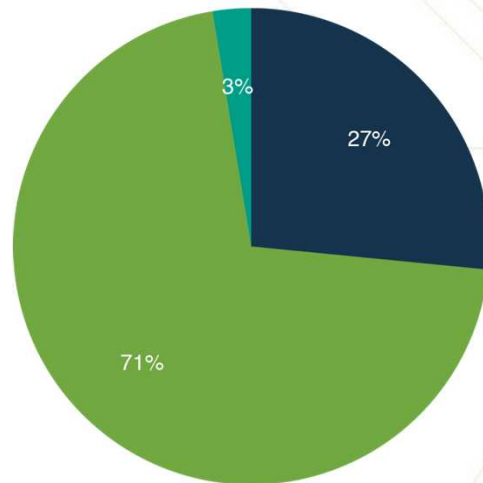
## Who Responded? Relationship to the County



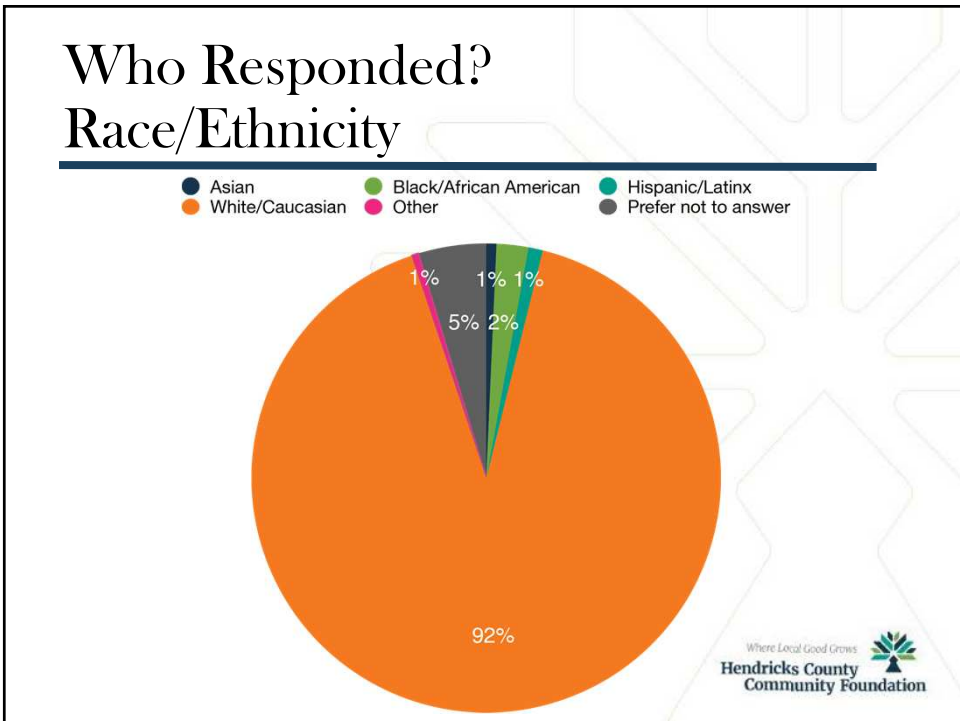
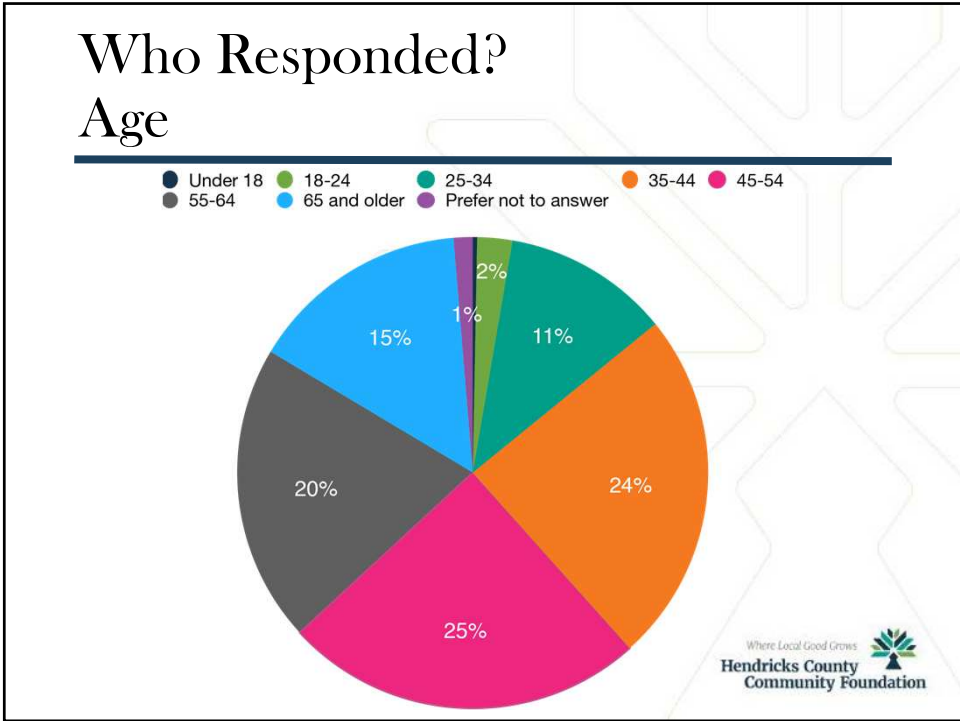
Where Local Good Grows  
Hendricks County  
Community Foundation

## Who Responded? Gender

● Man ● Woman ● Prefer not to Answer

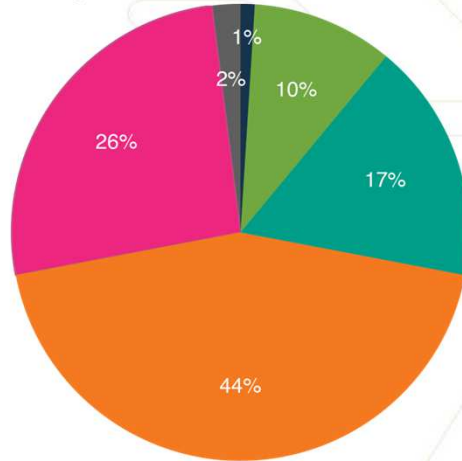


Where Local Good Grows  
Hendricks County  
Community Foundation



## Who Responded? Education Level

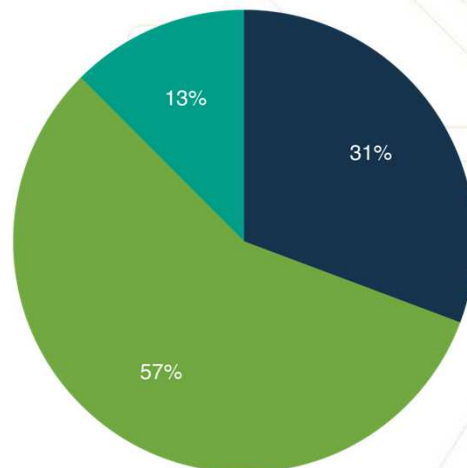
- Less than High School
- Some college
- Advanced degree
- High School diploma or equivalent
- Certification/associates or bachelor's degree
- Prefer not to Answer



Where Local Good Grows  
Hendricks County  
Community Foundation

## Who Responded? Income Level (Median - \$74,245)

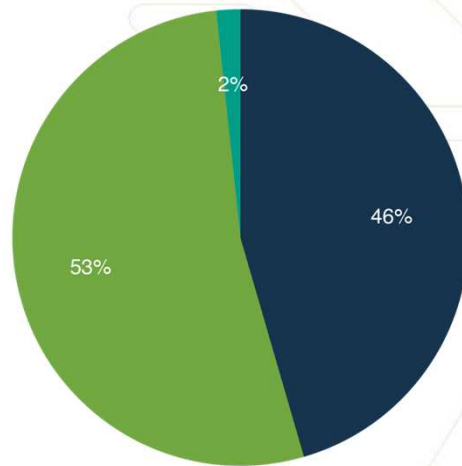
- Below Median
- At or Above Median
- Prefer not to Answer



Where Local Good Grows  
Hendricks County  
Community Foundation

## Who Responded? Children Under 18

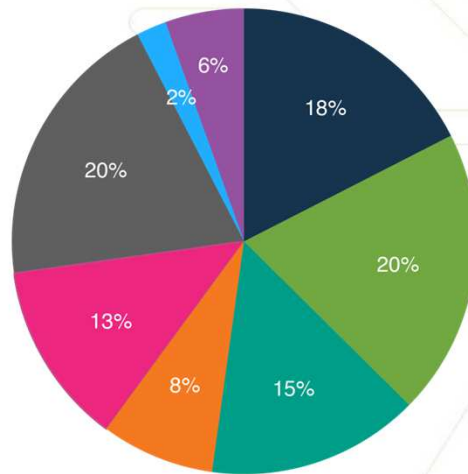
● Yes ● No ● Prefer not to Answer



Where Local Good Grows  
**Hendricks County  
Community Foundation**

## Who Responded? Residency

● Avon ● Brownsburg ● Danville ● Mill Creek  
● North West Hendricks ● Plainfield ● Other ● Outside County



Where Local Good Grows  
**Hendricks County  
Community Foundation**

## Who Responded? Length of Residency

---

Part of a Multi-Generation Family	9.5%		
Born and Raised	11.7%		
More than 20 Years	24.7%	11 to 20 Years	22.7%
		4 to 10 Years	15.6%
		Less than 4 Years	9.5%
		Do Not Live Here	6.3%

## Demographics - Discussion

---

- Did anything surprise you?
- What questions do you have?

## Assets

---

Assets tell us what the respondents value in a community. Responses indicate the importance of the 20 assets for a community but do not necessarily indicate that that asset exists in our community or in substantial, high-quality form.

- **Question: Please tell us how important each of the following community assets are to you.**



## Assets

---

### Weighted Score

- Based on the rating from “Not at All Important” (a score of 1) to “Very Important” (a score of 5); the total score is then averaged.

### Frequency Percentage

- Percentage representing the number of individuals who rated the asset as Important or Very Important.





#1 Asset  
Feeling Safe

Weighted Score - 4.8

Frequency - 97.9%



#2 Asset  
Strong K-12  
Education System

Weighted Score - 4.7

Frequency - 93.5%





## Assets - Discussion

---


- Did anything surprise you?
- What questions do you have?

# Issues

---

Issues are the perceived problems in the community indicating gaps of services or other needs observed in the community.

- Question: “In your community, what bothers you the most?”
- Question: Please select the TOP 5 issues facing your community.



## #1 Issue Public Transportation and Traffic Congestion

---

# 41.2%

- “Lack of alternative transportation.”
- “Reactive, not proactive, road systems.”
- “Crowded east/west routes.”
- “Roads getting too small for growing population.”

## #2 Issue Unhealthy Addictions

34%

- “Drug dealers and addicts”
- “Drug availability, lack of sober living”
- “Illegal drug and crime”



## #3 Issue County & towns don't coordinate plans or work together

33.1%

- “Too many PUD development and no planning on development”
- “Lack of business and empty retail space”
- “Uncontrolled apartment and single family homes building without adequate infrastructure. Poor planning.”

#4 Issue  
 Community leaders have self-interest rather than social responsibility & lack overall community knowledge

33.0%

- “Self-serving leadership”
- “Political distrust and use of tax dollars “
- “Good ole boys”
- “Dishonesty among the leadership in Towns and organizations “



#5 Issue  
 Negative and False Social Media Influencing Issues

30.5%

- “Lack of civility on social media in our community groups”
- “People using social media in negative ways to attack each other and spread rumors/gossip. “



## The Report

---



Where Local Good Grows  
Hendricks County  
Community Foundation

## Issues - Discussion

---

- Did anything surprise you?
- What questions do you have?

Where Local Good Grows  
Hendricks County  
Community Foundation

## Other Issues

---

- Affordable housing
- Access to arts and culture v. Limited/lack of diversity in retail, shopping and restaurants
- Diversity, equity and inclusion



## Impact of Lower Ranked Issues

---

Issue	Frequency Percentage	Number of Residents
Don't have/can't get the training or education to get a new or better job	4.79%	8,000
Inadequate job opportunities to make a living wage	17.85%	29,800
Not enough skilled workers	12.04%	20,000



## Impact of Lower Ranked Issues

---

Issue	Frequency Percentage	Number of Residents
Can't get help for aging family members	8.37%	14,000

## Issues - Discussion

---

- Did anything surprise you?
- What questions do you have?

## Roadblocks

“Why isn’t the thing that bothers you the most being fixed?”

---

- Top 5 responses
  - Lack of money and/or resources
  - Self-interest or apathetic leadership
  - Resistance to change
  - Too much growth and inadequate infrastructure
  - Lack of overall planning



## Next Steps

---



## Addressing the Needs: A Conversation on Two Key Issues

---

Building Community Unity



Creating Healthy Families



&

### Two Dates:

- January 8, 2020 - 8:30 am to 12:30 pm
- or
- January 9, 2020 - 12:30 pm to 4:30 pm



## Question & Answer

---

Thank you for joining us!

Eric Hessel, Program Officer  
eric@hendrickscountycf.org  
(317)268-6240

